

BIO Scientific pty. ltd.

Newsletter AUGUST 2016

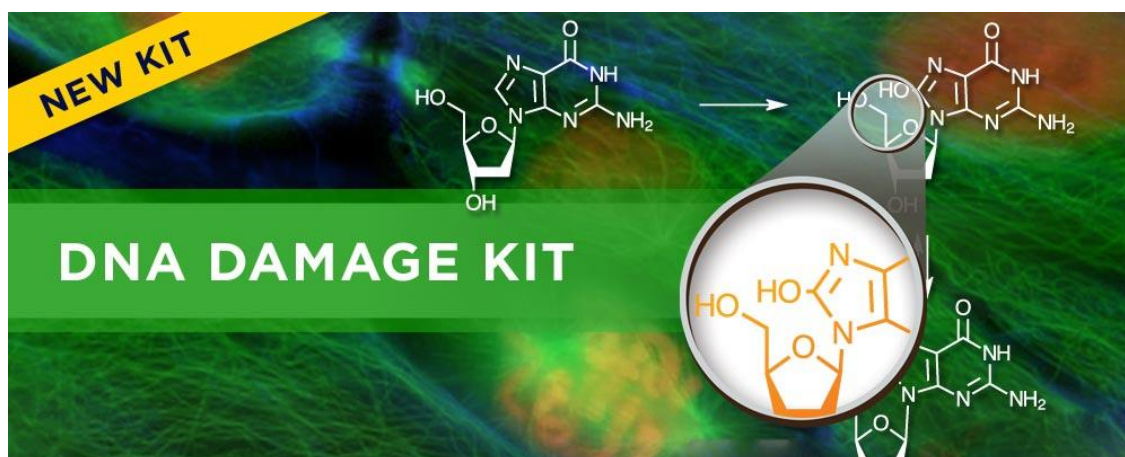
BioScientific aims to keep our researchers and customers updated with news from our various suppliers with our Newsletter –

We are constantly sourcing top quality products for your research.

Contact our office for the “HARD TO FIND” product!



Interactive Assay Solutions™



Unique New Kit for Detecting DNA Damage

We are very pleased to announce Arbor Assays' new EIA for the DNA and RNA markers of DNA Damage - detecting 8-hydroxyguanosine (8HOG), 8-hydroxy-2'-deoxyguanosine and 8-hydroxyguanine. These molecules are produced from DNA by ionizing radiation, such as radioactive decay or UV light, or reactive oxygen species interactions with biological systems. In the traditional assay method for DNA Damage, 8HOG is oxidized and conjugated to a protein such as BSA and immobilized on a plate. To address the problems with reproducibility inherent in this method, Arbor Assays developed a unique new assay method that delivers exceptionally reproducible results.

Highly reproducible results in 2.5 hours -

Compatibility with a wide variety of sample types including serum, plasma, saliva, urine, fecal extracts and TCM

Liquid reagents stable at 4°C -

Sensitivity to 51 pg/ml


DNA Damage EIA Kit Cat # **K059**

BioScientific Pty Ltd, are proud to announce that we are now distributing the BD Medical products from Becton Dickinson, complementing the BD Diagnostics Preanalytical Systems along with the Biopharm and Industry Microbiological Products.

For pricing and a copy of the catalogue please contact - info@biosci.com.au



Peninsula Laboratories International, Inc.



“We are the boutique of high quality immunology products for biomedical research.”

Peninsula Laboratories International, Inc. is an independent, technology-based company, specializing in the development and the manufacture of enzyme immunoassay and radioimmunoassay kits, antibodies and radiolabeled peptides for research purposes. With more than 40 years of experience and know-how in the development of high quality biochemical products, our highly knowledgeable staff can assist you with your research needs. Visit www.penlabs.com – for pricing please contact info@biosci.com.au

ACRO Biosystems

Five-Minute Mouse/Rat Isotyping Kit

ACROBiosystems’ Five-Minute Isotyping Kits are highly affordable. The cost is low per test for mouse mAb isotyping, which is much lower than that of all other commercially available comparable products.

| Catalog# | Size | Product Name |
|-----------|---------|--------------------------------------------|
| E001-K004 | 5 test | Five-Minute 8-plex Mouse mAb Isotyping Kit |
| E001-K004 | 20 test | Five-Minute 8-plex Mouse mAb Isotyping Kit |
| E001-K001 | 5 test | Five-Minute 6-plex Mouse mAb Isotyping Kit |
| E001-K001 | 20 test | Five-Minute 6-plex Mouse mAb Isotyping Kit |
| E001-K003 | 5 test | Five-Minute Rat mAb Isotyping Kit |
| E001-K003 | 20 test | Five-Minute Rat mAb Isotyping Kit |

We offer two different mouse mAb isotyping kits for you to choose. The complete 8-plex mouse mAb isotyping kits allow you to test all common isotypes including IgG1, IgG2a, IgG2b, IgG3, IgA, and IgM, along with light chain Kappa and Lambda, while the more cost-effective 6-plex mouse mAb kits are designed for customers who don't need to assay for IgG3 and IgA.

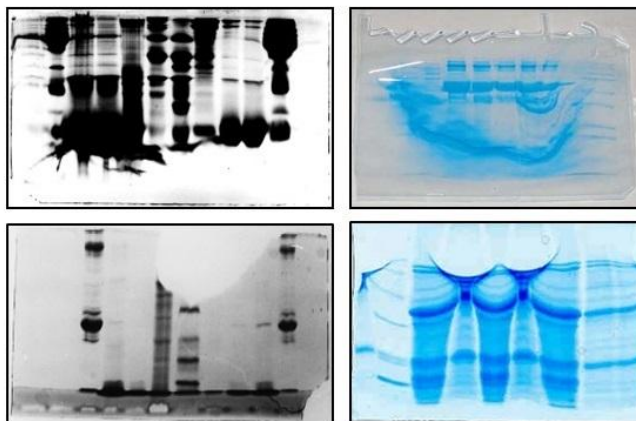
For a quotation please email- info@biosci.com.au

Are you still injecting?

Are you still injecting?

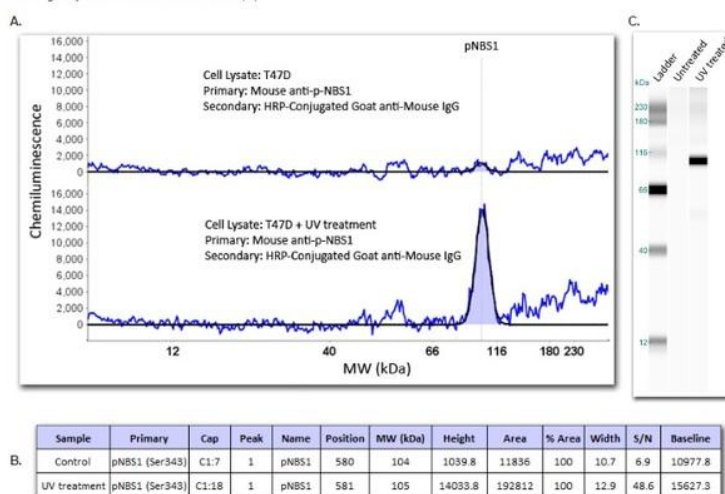
ALZET Osmotic Pumps – IN STOCK FOR IMMEDIATE SUPPLY!

You could face this



...Or we can send you this.

Results are presented in electropherogram format (A) with each peak displayed numerically (B). Electropherogram peaks are then digitally rendered as a 'virtual blot' (C).



Leave the burden of validating antibodies and optimizing conditions to us. **RayBiotech's Simple Western Service** marries our state-of-the-art capillary immunoblotting system with our vast pre-validated antibody library. Our high throughput system can achieve ng to pg sensitivity with only 5 μ L of starting material. Just send us your samples, select your desired antibody from our pre-validated list, and we'll do the rest. You can even send us your own antibody. Enquire with our Distributor BioScientific – info@biosci.com.au



The PEVIVA Product Line can be used to measure apoptosis, necrosis and total cell death in epithelial cells of organs such as the liver, kidney, lungs, intestines, prostate, ovaries as well as breasts.

M30 Apoptosense® ELISA (10011)
Features of the M30 Apoptosense® ELISA:

- Specific measurement tool for apoptosis quantification in cytokeratin 18 positive cells
- Suitable to use together with M65® ELISA for quantification of apoptosis, necrosis and total cell death
- Sandwich ELISA with a 96-well plate in a convenient ready-to-use format
- Can be split up for use at several occasions


M65® ELISA (10020)
Features of the M65® ELISA:


- Specific measurement tool for total cell death quantification in cytokeratin 18 positive cells
- Optimized for use together with M30 Apoptosense® ELISA for quantification of apoptosis, necrosis and total cell death
- Sandwich ELISA with a 96-well plate in a convenient ready-to-use format
- Can be split up for use at several occasions


M30:M65 Ratios Indicate Cell Death Mode

The ratios between M30 Apoptosense® ELISA (measuring caspase-cleaved cytokeratin 18) and M65® ELISA (measuring total cytokeratin 18) reflect the cell death mode. The amount of apoptosis (M30) is compared to the amount of total cell death (M65) by calculating the M30:M65 ratio. High M30:M65 ratios indicate that the cell death is mainly due to apoptosis. In contrast, low M30:M65 ratios suggest necrosis is the predominant cause of cell death.

Tissue sample

Fresh


Formalin fixed



Paraffin embedded


Tissue sample → protein hydrolysis in 6 M HCl → amino acids

Formation of colored product with amino acids

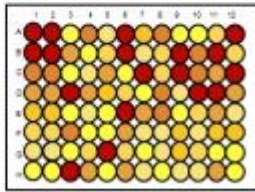
Formation of colored product with hydroxyproline

QuickZyme Protein Kit



Colorimetric readout at 578 nm

QuickZyme Total Collagen or QuickZyme Hydroxyproline Kit



New: collagen analysis in formalin fixed tissues

- *Quantitative analysis of collagen*
- *Analysis of total protein for normalisation*

-Measurement in acid hydrolyzates
-applicable for fresh, frozen or formalin-fixed tissues
-quantitative, colorimetric, no special equipment required.

See application note: "Collagen analysis in tissue sections" on website:

[www.quickzyme.com/analysis in tissue sections](http://www.quickzyme.com/analysis%20in%20tissue%20sections)



Contact BioScientific for all your radiolabelled requirements – competitive pricing and efficient availability – info@biosci.com.au

We would like to advise that Theromfisher have purchased the

Alfa Aesar Company - BioScientific will still retain the Distribution rights for Australia and would like to assure all our valued customers that we are still able provide exceptional service for all your needs. Please do not hesitate to contact our office for all enquiries.



1300 BIOSCI

www.biosci.com.au

info@biosci.com.au